





Fire Ant Killer Aerosol Extension Wand

This aerosol extension wand kit contains the items listed below. Please check to be sure that all the pieces have been included:


One extension rod (A) with knurled fitting on one end.



One extension rod (B) with coupling on one end.

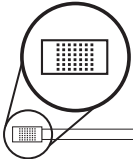


One extension rod (C) with coupling on one end, applicator tip on the other end.



ASSEMBLY INSTRUCTIONS

1. Lay out pieces as shown in the diagram above.
2. Screw extension rod (B) onto rod (A).
3. Screw extension rod (C) onto rod (B).
4. Tighten all pieces securely.
5. Thread wand onto the spray nozzle of CRC Fire Ant Killer (P/N 14037).
6. See the product label for detailed instructions for use.



A

B

C



©2011 CRC Industries, Inc., Warminster, PA 18974
800-521-3168 (Technical Information) | 800-272-4620 (Customer Service) | 215-442-6260 (MSDS) | www.crcindustries.com

Part No. 14038

Made in U.S.A. 11A

